

Level 2 App List 2016

You will see that the Apps have been organised into folders. For Level 1 students, Parents, please create these folders and put the apps in the appropriate folder: MATHS, WORD WORK, STORY, CREATIVITY, SETTINGS, PRODUCTIVITY. Please put all other apps into the SETTINGS folder or UTILITIES folder. You may like to create a HOME folder for apps you use at home.









Please put the Safari icon, the Camera icon and the Showbie icon on the bottom bar of the iPad.

To create a folder, press and hold one of the apps so that they start to shake. You can then:



- Create a folder by dragging and then holding one app on top of another. You can then rename the folder.
- Add an app to a folder by dragging an app so that it is on top of a folder


When you've finished, press the Home button to stop the shaking.

MATHS Folder



<i>App</i>	<i>Cost</i>		<i>App</i>	<i>Cost</i>	
Hungry Fish	\$4.49		Mad Math 2	\$2.49	
100 Yay!	Free		Slate Math	Free	
Number Pieces	Free		Find Sums	Free	

WORD WORK Folder

rED Writing (*iPhone app)	\$4.49		Oz Phonics 1	\$4.49	
------------------------------	--------	---	--------------	--------	---

Rhyming Bee	Free		Little Writer	Free	
Phonics Fun 4	Free		Phonics Fun 5	Free	
Phonics Fun 6	Free		ABC Magic	Free	
Montessori Rhyme time	Free		Reading Eggs	Free	

CREATIVITY Folder

Quick Voice Recorder	Free		Puppet Pals HD Director's Pass	\$5.99	
Scratch Jnr	Free	