



February 2017

Student iPad Agreement – LEVEL 2

Dear Parents/Guardians,

Please read the Student iPad Agreement below with your child and **sign and return the attached coloured Student iPad Agreement form to the classroom teacher.**

The “Rangeview Primary School iPad User Agreement” & “Acceptable Use Agreement for internet and digital technologies” and the whole school App list are available for you to read on the school website under the BYO iPad tab. Specific Level App lists are on the reverse of this form.

For safety reasons, we require all iPads to be in a protective case that has sturdy corners. Please also purchase suitable ear phones for use with the iPad. They need to be named and contained in a zip lock bag.

iPads may be bought to school in the second week of Term 1, Monday 6th February. The school iPad bell rings at 8.45am for students to put their iPad in the secure storage area in their classroom. If your child has a new iPad, this will need to be connected to the school network by our school technicians through the class teacher.

Student iPad Agreement

General Use

- I will bring my iPad to school each day.
- I will ensure my iPad is charged at the beginning of the day.
- I will keep the iPad in its protective case at all times.
- I will keep my iPad in my bag at all times when travelling to and from school.
- I will bring my iPad into my classroom no earlier than 8.45 each school day to ensure its safety before school.
- I will not use the iPad in the school yard before or after school, during recess or lunch times.
- I will ensure my iPad is locked in the classroom during recess and lunchtimes.
- If I attend Before or After School Care, I will ensure that my iPad is secured in the locked cupboard at all times.
- I will keep food and drinks away from the iPad at all times.
- I will immediately report any breakages or accidents to my parents and teachers.
- I will not change the iPad settings without a teacher or my parents' permission.

Content

- I will be respectful in the photos or video I capture. I will never use them as a tool for bullying or upload them to the internet.
- I will use my iPad to support my school learning program.
- I will put a picture of my face on the home screen for easy iPad identification.
- I permit my teachers and parents to perform checks to monitor that I have not installed illegal or unsuitable software.

Safety and Security

- I will only access websites at school that support my learning activities.
- I will practice safe and responsible eSmart behaviour when online and using my iPad.
- I will use appropriate language and content.
- I will use the iPad lawfully and in accordance with the Acceptable Use Agreement guidelines regarding the ethical use of equipment, technology, use of legal software, use of internet and the protection of personal data.
- If I have a passcode on my iPad I will share this passcode only with my teacher. I will not share account names and passwords with anyone unless requested by a teacher.
- My iPad is ultimately my responsibility.

Mrs Liz Barr
Principal

Mrs Karen Hastie
ICT Leader

Level 2 App List 2017

Updated 30/1/17

You will see that the Apps have been organised into folders. For Level 1 students, Parents, please create these folders and put the apps in the appropriate folder: MATHS, WORD WORK / ENGLISH, STORY, CREATIVITY, SETTINGS, PRODUCTIVITY. Please put all other apps into the SETTINGS folder or UTILITIES folder. You may like to create a HOME folder for apps you use at home.

Please put the Safari icon, the Camera icon, the Showbie and See Saw icon on the bottom bar of the iPad.











There are essential Apps on the Whole School App List that you should already have. Please check this on the Rangeview Website. Mathletics, Reading Eggs, Quick Voice Recorder, Showbie, Book Creator, Popplet, Explain Everything, Pic Collage are some of the essential apps from the whole school app list.

To create a folder, press and hold one of the apps so that they start to shake. You can then:






- Create a folder by dragging and then holding one app on top of another. You can then rename the folder.
- Add an app to a folder by dragging an app so that it is on top of a folder

When you've finished, press the Home button to stop the shaking.




MATHS Folder

App	Cost		App	Cost	
Hungry Fish (from Grade 1)	\$4.49		Mad Math 2 (from Grade 1)	\$2.49	
100 Yay! (from Grade 1)	Free		Multiflow	\$5.99	
Number Pieces (from Grade 1)	Free		Find Sums— search for this under iPhone app (from Grade 1)	Free	
Scratch Jnr (from Grade 1)	Free		CodeSpark Academy with The Foes	Free	

WORD WORK / ENGLISH Folder

rED Writing	\$4.49		Write About This	\$5.99	
Rhyming Bee (from Grade 1)	Free		Little Writer (from Grade 1)	Free	
Phonics Fun 4 (from Grade 1)	Free		Phonics Fun 5 (from Grade 1)	Free	
Phonics Fun 6 (from Grade 1)	Free		Montessori Rhyme time (from Grade 1)	Free	

CREATIVITY Folder

See Saw	free		Puppet Pals HD Director's Pass	\$5.99	
Rhythm Cat Pro (music)	\$7.99				



Level 2 Student iPad Agreement

Sign and return to the class teacher

- I have read the user agreement with my child/parent.
- I understand my responsibilities regarding the use of the iPad.
- In signing below, I acknowledge that I understand and agree to the iPad user agreement.
- I understand that if I misuse the technology I may lose technology privileges at school and/or home.

2017

Student Name: _____

Student Signature: _____

Date: _____

Level: _____

Parent/Guardian Name: _____

Parent/Guardian Signature: _____

Date: _____